


REQUARTH Co.

Est. 1860

Moulding Catalog



FREDERICK AUGUST REQUARTH
Founded the Requarth Co. 1860

937-224-1141

REQUARTH Co.
LUMBER, MILLWORK & KITCHENS

Page Index

Architrave.....	10
Back Band	8
Base	12-14
Base Cap	12
Bead	7
Bed Mould	3
Brick Mould.....	15
Bullnose	7
Casings	8-10
Cant (Chamfer)	15
Cap Mould	7
Chair Rail	11
Cove	3
Crown	4-6
Drip Cap.....	15
Fascia	6
Glass Bead	7
Glossary	23
Half Round.....	7
Hand Rail.....	7
Lattice	15
Line Card.....	25
Mullion	15
Outside Corner	15
Panel Mould	7
Parting Stop	15
Pediment Mould	10
Plate Rail & Bracket.....	11
Plinth.....	9
Picture Mould	6
Quarter Round.....	7
S4S.....	21
Screen Stock	7
Screen Mould	7
Shingle Mould.....	15
Shoe Mould	7
Stool.....	14
Stop.....	15
Stop Bead.....	7
Timeless Cabinetry	22
Water Table.....	15

Moulding Collections

Modern Collection	16
Modern Bungalow	17
Mid-Century Modern	17
Late Victorian.....	18-19
Neoclassical	20

Pattern Index

RQ30	Fascia.....	6
RQ32.....	Bed Mould	3
RQ38.....	Bed Mould	3
RQ40	Crown	4
RQ41	Crown	4
RQ42.....	Crown	3
RQ43.....	Bed Mould	3
RQ47.....	Crown	5
RQ48.....	Crown	5
RQ49.....	Crown	4
RQ51	Crown	4
RQ54.....	Crown	4
RQ63.....	Crown	5
RQ65.....	Crown	5
RQ67.....	Crown	6
RQ69	Crown	6
RQ71	Crown	4
RQ74.....	Bed Mould	3
RQ85.....	Cove	3
RQ94.....	Cove	3
RQ97	Crown	5
RQ98	Crown	5
RQ99.....	Crown	5
RQ100	Cove	3
RQ105 ...	Quarter Round	7
RQ108 ...	Quarter Round	7
RQ110 ...	Quarter Round	7
RQ112	Base Cap.....	12
RQ122	Half Round.....	7
RQ126	Shoe Mould.....	7
RQ129	Stop Bead	7
RQ138.....	Water Table.....	15
RQ139.....	Bullnose.....	7
RQ142	Screen Mould	7
RQ144	Panel Mould	7
RQ145.....	Panel Mould	7
RQ146	Panel Mould	7
RQ148	Glass Bead.....	7
RQ149	Panel Mould	7
RQ150	Panel Mould	7
RQ152.....	Bead	7
RQ156.....	Bead	7
RQ157.....	Base Cap.....	12
RQ163.....	Base Cap.....	12
RQ166	Base Cap.....	12
RQ170	Base Cap.....	12
RQ172.....	Picture Mould	6
RQ175.....	Picture Mould	6
RQ176	Base Cap.....	12
RQ180	Brick Mould	15
RQ186	Base Cap.....	12
RQ196	Drip Cap	15
RQ204....	Outside Corner	15
RQ205 ...	Outside Corner	15
RQ210 ...	Shingle Mould	15
RQ230	Hand Rail	7
RQ239	Parting Stop	15
RQ246	Cap Mould	7
RQ248	Screen Stock	15
RQ250	Screen Stock	15
RQ254	Parting Stop	15
RQ256	Cap Mould	7
RQ265	Lattice	15
RQ267	Lattice	15
RQ271.....	Backband	8
RQ273	Backband	8
RQ279	Backband	8
RQ283	Backband	8
RQ291	Backband	8
RQ292	Cap Mould	7
RQ317.....	Casing	9
RQ319.....	Casing	8
RQ321.....	Casing	8
RQ322	Casing	8
RQ327	Casing	8
RQ332	Casing	8
RQ333	Casing	10
RQ337	Casing	9
RQ341	Casing	10
RQ342	Casing	9
RQ345	Casing	9
RQ347	Casing	9
RQ351.....	Casing	10
RQ356	Casing	8
RQ361.....	Casing	9
RQ366	Casing	8
RQ371.....	Casing	10
RQ373	Casing	8
RQ375	Casing	8
RQ381.....	Casing	8
RQ385	Casing	8-9
RQ388	Casing	9
RQ391.....	Casing	10
RQ393	Casing	8
RQ396	Casing	10
RQ444.....	Casing	9

RQ461	Plinth	9
RQ500... Pediment Mould.....		10
RQ510	Architrave	10
RQ550	Plate Rail	11
RQ551... Plate Rail Bracket		11
RQ581.....	Chair Rail.....	11
RQ584	Chair Rail.....	11
RQ590	Chair Rail.....	11
RQ592	Chair Rail.....	11
RQ594	Chair Rail.....	11
RQ603.....	Base	12
RQ620	Base	12
RQ623	Base	12
RQ627	Base	12
RQ633	Base	12
RQ637	Base	12
RQ638	Base	13
RQ647	Base	14
RQ650	Base	13
RQ651.....	Base	13
RQ654	Base	14
RQ656	Base	13
RQ658	Base	14
RQ661	Base	14
RQ677	Base	14
RQ678	Base	13
RQ683	Base	13
RQ698	Base	13
RQ713	Base	12
RQ718	Base	14
RQ778	Base	13
RQ788	Base	13
RQ798	Base	13
RQ816	Stop	15
RQ927	Stop	15
RQ936	Stop	15
RQ937	Stop	15
RQ983	Mullion	15
RQ995 ... Cant (Chamfer)		15
RQ1197	Stool.....	14

DIGITAL FILES

Find digital files of every moulding we stock at:
www.rqmouldings.com/downloads

Files Available: CAD/DWG, Revit, SketchUp and PDF

937-224-1141

- Requarth Co. 2020 Stock Moulding Catalog

Requarth Co.
447 E. Monument Ave.
Dayton, Ohio 45402

NOW STOCKING
MODERN MOULDINGS



M COLLECTION
by Alexandria



NEW MODERN PROFILES IN STOCK. ADDITIONAL MODERN PROFILES ARE AVAILABLE UPON REQUEST.

CASING

ARCHITRAVE

BASEBOARD

CROWN



RQ319
5/8" x 2-1/2"



RQ347
3/4" x 3-1/2"



RQ345
3/4" x 3-1/2"



RQ510
1" x 4-1/2"



RQ656
1/2" x 4-3/4"



RQ654
5/8" x 5-1/2"



RQ98
9/16" x 4-1/4"



RQ97
5/8" x 4-1/2"



RQ99
9/16" x 5-1/4"

Requarth Co. Mill Shop

When off-the-shelf solutions won't work, Requarth's renowned millwork shop will help you meet the challenge. Residential and commercial remodeling contractors and property maintenance professionals value our expertise and precision. Custom moulding and siding profiles — both original and historical can be created or matched to an original.

Our industrial customers turn to us for exactly the products they require. Plywood of any thickness and type can be sawn into custom shapes or strips. Custom wood wedges, blocks and rounds are manufactured to specifications. We are full service and quality driven.

Custom Mill Services

- *Planing S4S, S3S, S2S, S1S*
- *Pattern Matching*
- *Historical Reproduction*
- *Glueups*
- *Wood Counter tops*
- *Corbel Cuts*
- *Knee Braces*
- *Shiplap Siding*
- *Bevel Siding*
- *Cabinets*
- *Many other custom mill services*

Custom Mouldings

You may also select from a wide variety of unique patterns that have been developed over a century of Requarth millwork. Experienced craftsman are ready to help you with all your millwork needs.

- *Bead and Panel*
- *Base Cap*
- *Cove*
- *Circle-Top Casing*
- *Fluted Jamb*
- *Crown*
- *Casing*
- *Base*

Timeless Custom Cabinet Shop

The Requarth Co. cabinet shop has perfected the fusion of good design, and modern computerized precision manufacturing with time-tested, old-world, hands-on fitting and finishing.

For more information on our Timeless custom cabinets visit: timelesscabinetry.us or contact the kitchen design team.

Requarth Co. Stock Moulding Catalog contains profiles the Requarth Co. keeps stocked in our on-site warehouse. We also have the capability to order hundreds of additional moulding profiles to meet your unique needs. If you do not see what you are looking for in this catalog ask a Requarth Co. sales representative to see additional profiles.

BED MOULD & COVE MOULD

POP Poplar, WP Pine, PFJ Primed Finger jointed, RO Red Oak, MDF Medium Density fiberboard

Bed Mould
3/4" x 7/8"
POP



Bed Mould
9/16 x 1-3/4"
WP



Bed Mould
9/16 x 1-25/32"
Pop



Bed Mould
9/16 x 2-1/4"
PFJ



Cove
11/16 x 11/16"
PFJ, WP



Cove
11/16 x 1-1/8"
WP



Cove
9/16 x 1-3/4"
WP

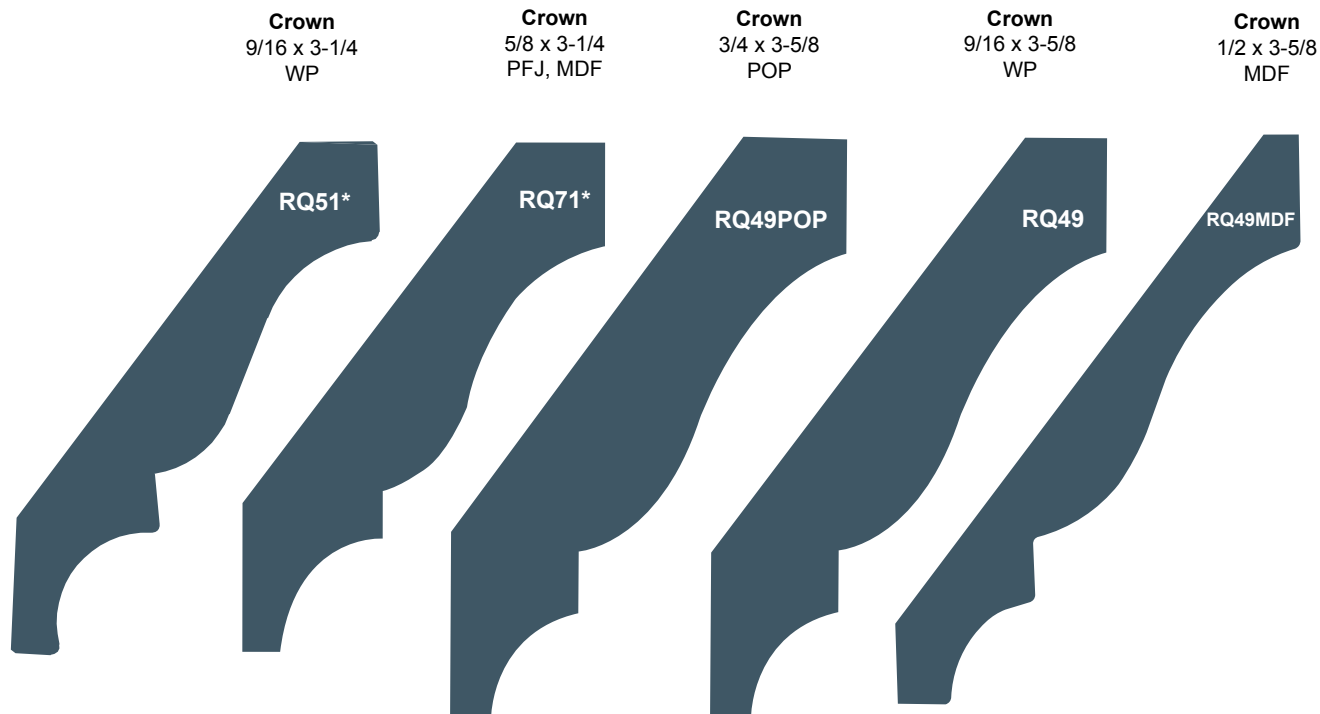
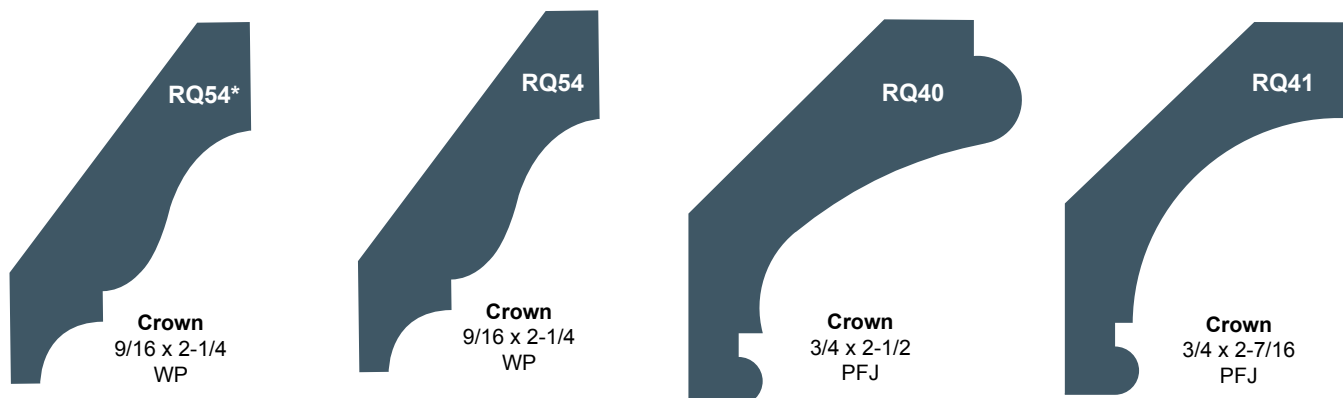


Cove
9/16 x 1-15/16"
PFJ



CROWN

V1/21C



937-224-1141

CROWN

V1/21C

Crown
5/8 x 4-1/2
MDF

RQ97

Crown
9/16 x 4-1/4
WP, PFJ

RQ48

Crown
5/8 x 4-1/4
MDF

RQ48MDF*

Crown
3/4 x 4-1/4
PFJ

RQ63

Crown
9/16 x 4-1/4
MDF

RQ98

Crown
3/4 x 5-1/4
PFJ, MDF

RQ65

Crown
5/8 x 5-1/4
POP, PFJ,
MDF

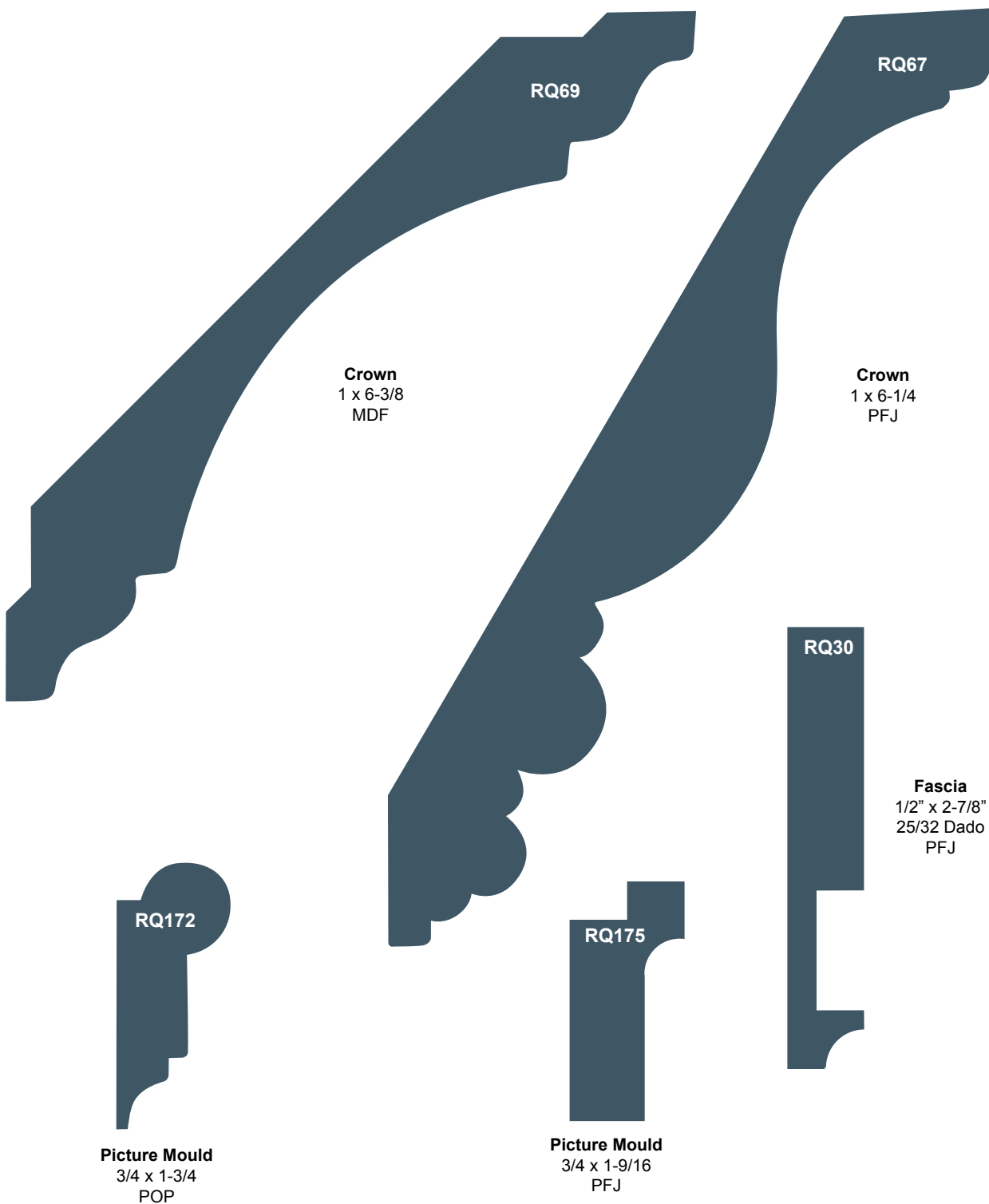
RQ47*

Crown
11/16 x 5-1/4
MDF

RQ99*

CROWN & PICTURE MOULD

V1/21C



937-224-1141

TRIM

V1/21C

**QUARTER
ROUND**
3/4 x 3/4
POP, WP



**QUARTER
ROUND**
1/2 x 1/2
WP



**QUARTER
ROUND**
1/4 x 1/4
WP

RQ110



Shoe
1/2 x 3/4
POP, WP,
PFJ, RO

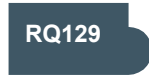


RQ122

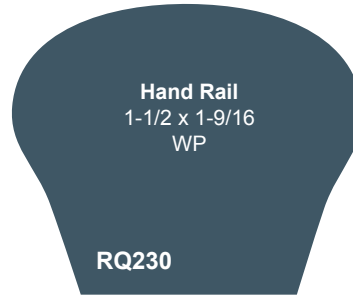


Half Round
3/8 x 11/16
WP

RQ129

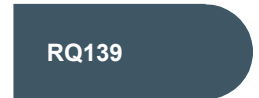


Stop Bead
3/8 x 3/4
POP



RQ230

RQ139



Bullnose
1/2 x 1-1/4
POP

RQ142



Screen Mould
1/4 x 3/4
WP

RQ144



Panel Mould
3/4 x 1
PFJ

RQ145



Panel Mould
5/8 x 15/16
PFJ

RQ146



Panel Mould
9/16 x 1-1/2
PFJ

RQ148



Glass Bead
7/16 x 9/16
WP

RQ149



Panel Mould
11/16 x 1-1/2
POP

RQ150




Panel Mould
15/16 x 1
PFJ

RQ152



Bead
23/32 x 23/32
POP

RQ156



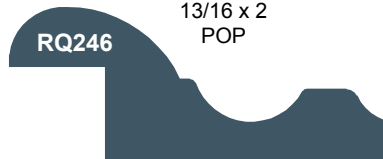
Bead
11/16 x 1
POP

RQ292*



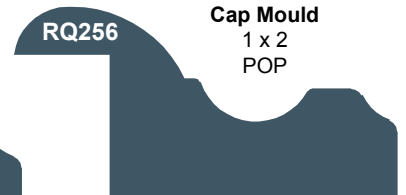
Cap Mould
9/16 x 1-1/8
WP

RQ246



Cap Mould
13/16 x 2
POP

RQ256



Cap Mould
1 x 2
POP

CASING

V1/21C



RQ271
Backband
3/4 x 1
POP



RQ279
Backband
7/8 x 1-5/16
MDF



RQ273
Backband
13/16 x 1-5/16
PFJ



RQ283
Backband
1-1/8 x 1-3/8
PFJ



RQ291
Backband
1-1/8 x 1-5/8
POP

Casing
11/16 x 2-1/4
WP




Casing
5/8 x 2-1/2
MDF



Casing
5/8(9/16") x 2-1/4
MDF



Casing
13/16 x 2-5/8
POP



Casing
11/16 x 2-1/4
PFJ, WP



Casing
3/4 x 2-3/4
PFJ



Casing
5/8(9/16") x 2-1/4
MDF



Casing
3/4 x 2-3/4
PFJ, MDF



Casing
11/16 x 2-1/4
POP, PFJ, WP



Casing
3/4 x 2-3/4
PFJ



Casing
11/16 x 2-1/4
POP



Casing
3/4 x 3
PFJ



Casing
13/16 x 2-1/4
POP



Casing
5/8(9/16") x 3-1/4
MDF



937-224-1141

CASING & PLINTH

V1/21C

Casing
11/16 x 3-1/4
WP, PFJ

RQ385

Casing
3/4 x 3-1/4
MDF

RQ388

Casing
18mm x 3-1/2
MDF

RQ317

Casing
11/16 x 3-1/2
WP, PFJ

RQ444

Casing
3/4 x 3-1/2
MDF

RQ345

Casing
3/4 x 3-1/2
MDF

RQ347

Casing
3/4 x 3-1/2
MDF

RQ337MDF

Casing
3/4 x 3-1/2
PFJ

RQ337

Casing
3/4 x 3-1/2
PFJ

RQ342*

Casing
3/4 x 3-1/2
WP, PFJ

RQ361

Plinth
1-1/8 x 11-1/4
PFJ

RQ461

CASING & ARCHITRAVE

V1/21C

Casing
3/4 x 3-1/2
PFJ



RQ371

Casing
3/4 x 3-1/2
PFJ



RQ391

Casing
3/4 x 3-1/2
PFJ



RQ396

Casing
13/16 x 3-1/2
POP



RQ341

Casing
1 x 3-1/2
PFJ, MDF



RQ333*

Casing
3/4 x 5
PFJ



RQ351

RQ510

Architrave
1 x 4-1/2
MDF



RQ500

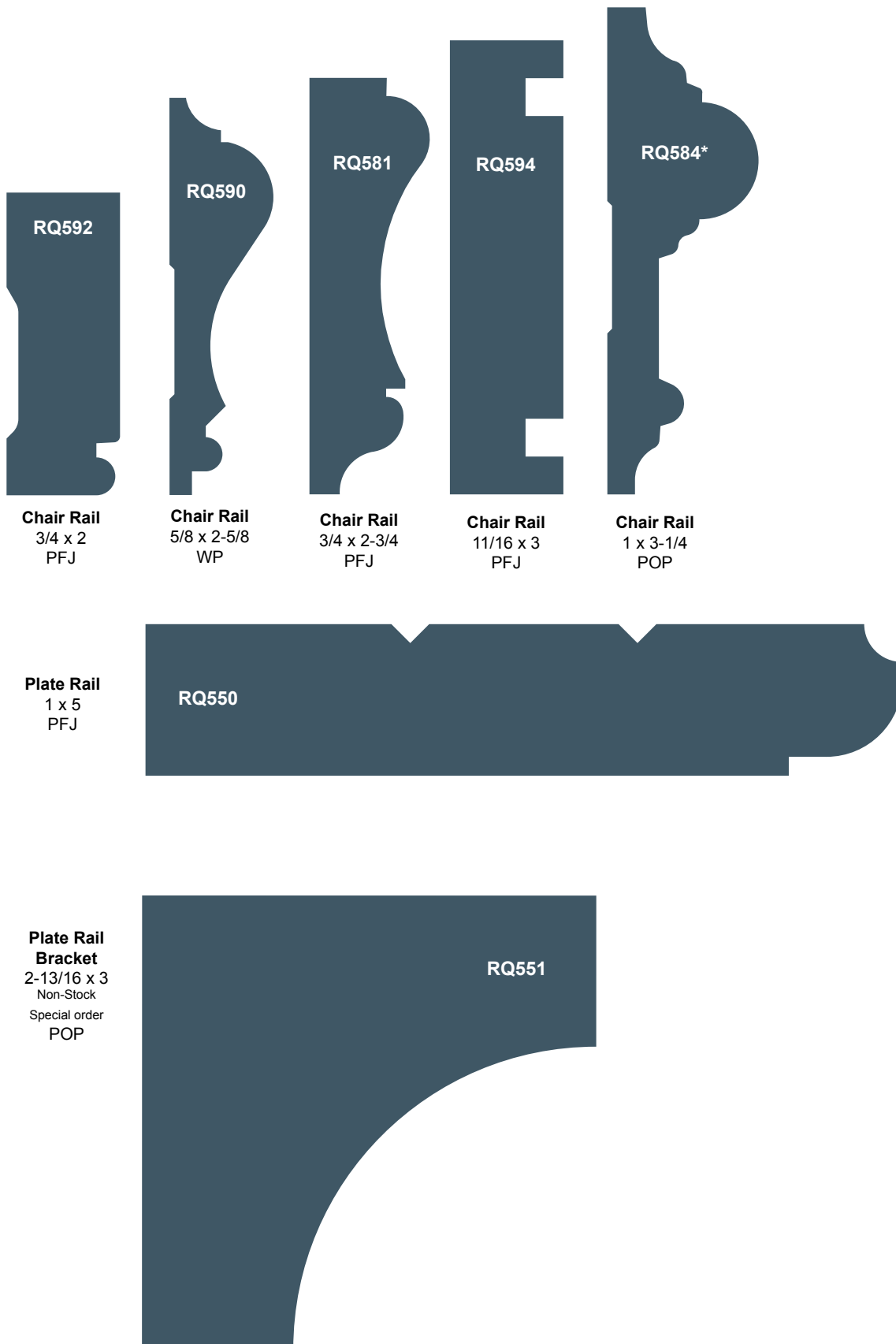
Pediment
1-3/4 x 2
PFJ



937-224-1141

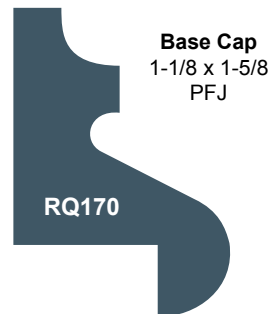
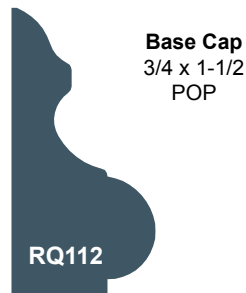
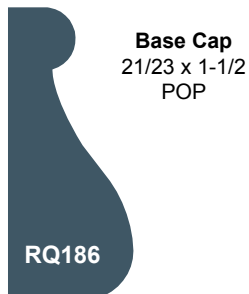



CHAIR RAIL & PLATE RAIL

V1/21C



BASE CAP & BASE

V1/21C



Base
1/2 x 3-1/4
POP



Base
9/16 x 3-1/4
MDF, PFJ,
WP



Base
9/16 x 3-1/4
WP



Base
11/16 x 3-1/4
POP



Base
11/16 x 3-1/4
PFJ



Base
1/2 x 4-1/4
MDF



Base
9/16 x 4-1/4
WP

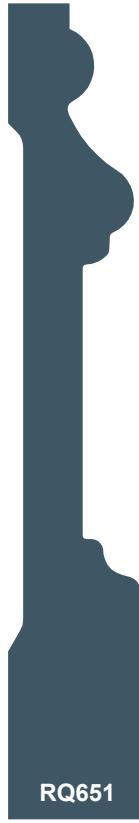


Base
9/16 x 4-1/4
PFJ, MDF

937-224-1141

BASE

V1/21C

**RQ638*****Base**
1/2 x 4-1/4
MDF, PFJ**RQ651****Base**
11/16 x 4-1/4
POP**RQ788****Base**
11/16 x 4-1/4
PFJ**RQ656****Base**
1/2 x 4-3/4
MDF**RQ778****Base**
11/16 x 5
PFJ**RQ798****Base**
11/16 x 5
PFJ**RQ650****Base**
1/2 x 5-1/8
PFJ

Requarth Co. Established in 1860

The Requarth mill traces its origins to a small turning shop at Fourth and Wayne in Dayton. Founded by Frederick August Requarth, we opened our doors in 1860, and are now in our fifth generation of family ownership.

A few years later, we helped out some favorite sons of the area, Orville and Wilbur Wright, when they purchased spruce from us for their early flyers. You'll find us today at the same Monument and Sears Street location in Dayton, where we've been since 1895. Over the years we've built a national reputation for fine custom millwork. Our woodwork graces homes and buildings not just across Greater Dayton, but throughout the Midwest and along the East Coast.

We'd be proud to include you and your project in our timeline.

BASE & STOOL

V1/21C



RQ661

Base
11/16 x 5-1/4
POP



RQ647*

Base
5/8 x 5-1/4
PFJ, MDF



RQ658

Base
9/16 x 5-1/4
PFJ, WP



RQ718*

Base
5/8 x 5-1/4
MDF



RQ654

Base
5/8 x 5-1/2
MDF



RQ677*

Base
5/8 x 7-1/4
PFJ, MDF



RQ1197

Stool
3/4 x 4-1/4
POP

937-224-1141

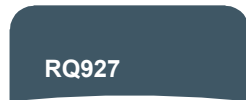
TRIM

V1/21C



RQ816

Stop
7/16 x 1-3/8
WP



RQ927

Stop
1/2 x 1-1/4
POP



RQ936

Stop
11/32 x 1-3/8
POP



RQ937*

Stop
7/16 x 1-1/4
WP



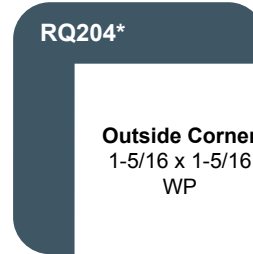
RQ983

Mullion
3/8 x 2
WP



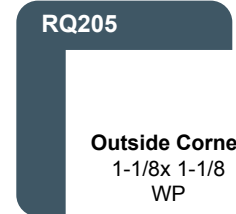
RQ995

Cant (Chamfer)
3/4 x 3/4
WP



RQ204*

Outside Corner
1-5/16 x 1-5/16
WP



RQ205

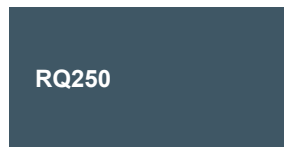
Outside Corner
1-1/8 x 1-1/8
WP



RQ254*



RQ239



RQ250



RQ248

PARTING STOP
1/2 x 3/4
WP

PARTING STOP
3/4 x 3/4
WP

SCREEN STOCK
3/4 x 1-1/2
POP

SCREEN STOCK
11/16 x 1-3/4
WP



RQ265

LATTICE
1/4 x 1-11/16
WP



RQ267

LATTICE
1/4 x 1-3/8
WP

Drip Cap
11/16 x 1-3/4
WP, PVC



**RQ196WP
RQ197PVC**



RQ180

Brick Mould
1-1/4 x 2
PFJ, WP, PVC



RQ138

Water Table
1-3/8 x 1-1/2
Cedar

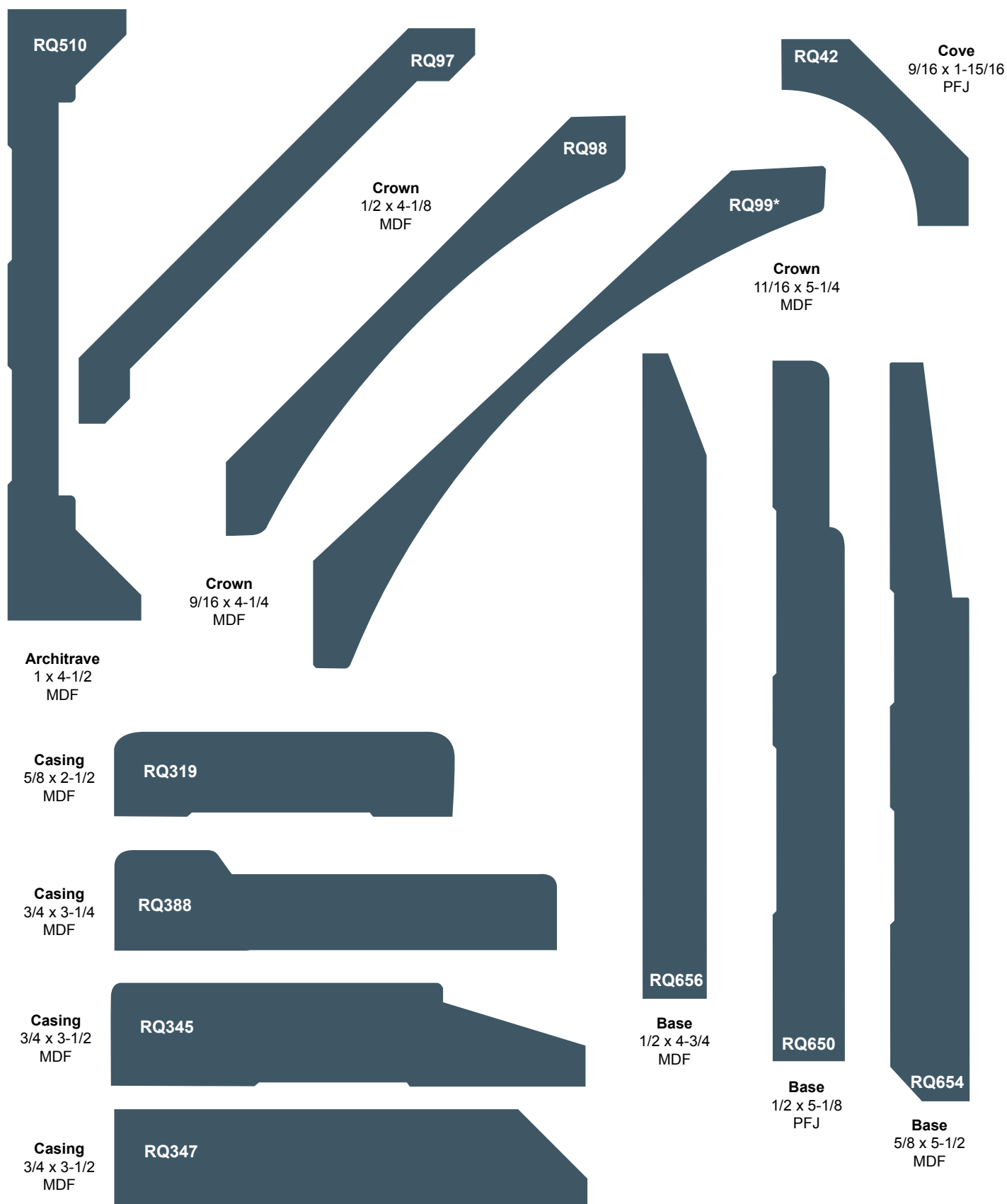


RQ210

Shingle Mould
5/8 x 1-5/8
WP

MODERN COLLECTION

V1/21C



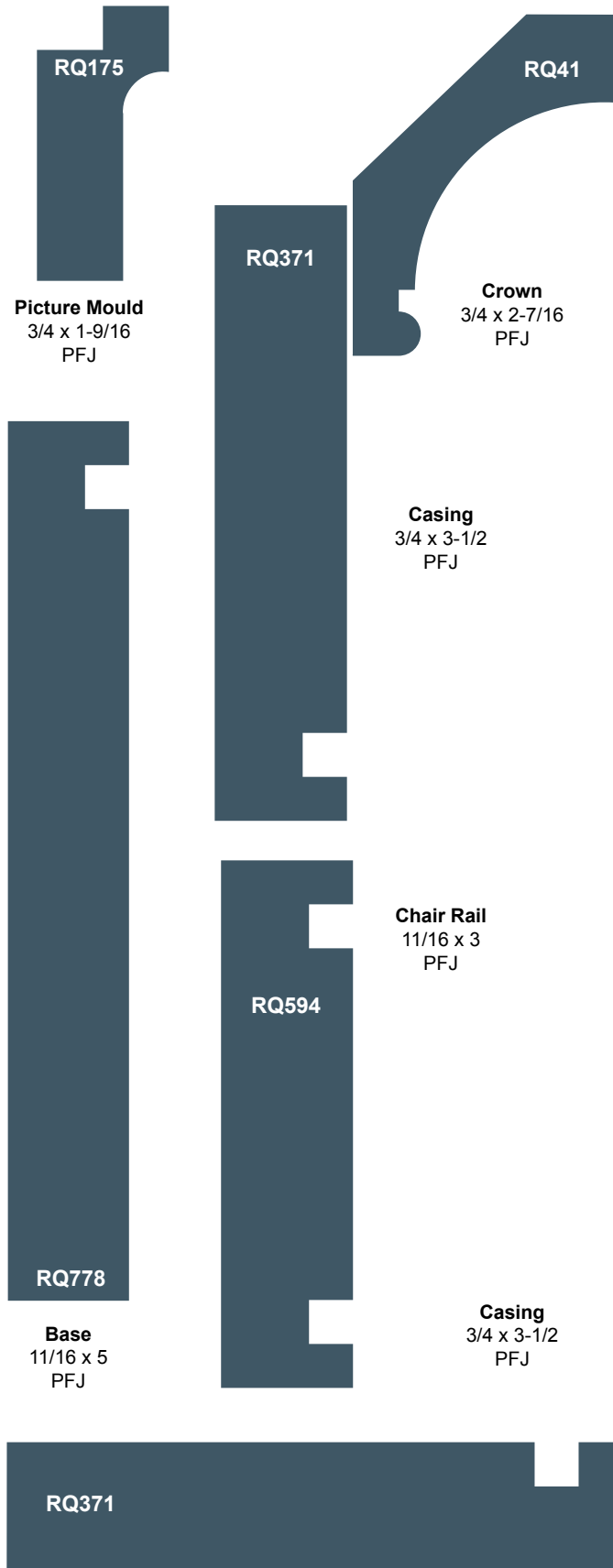
937-224-1141

ARCHITECTURAL COLLECTIONS

V1/21C

Modern Bungalow

Mid-Century Modern



ARCHITECTURAL COLLECTIONS

Late Victorian

V1/21C



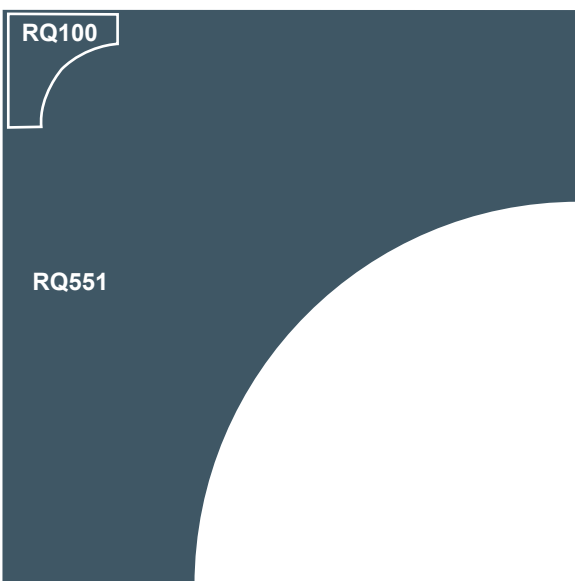
Picture Mould
3/4 x 1-3/4
POP



Crown
5/8 x 3-1/4
PFJ, MDF




Plate Rail
1 x 5
PFJ



Cove
11/16 x 11/16"
PFJ, WP



Plate Rail Bracket
2-13/16 x 3
Non-Stock
Special order
POP



Base Cap
1-1/8 x 1-5/8
PFJ



Casing
3/4 x 5
PFJ

937-224-1141

ARCHITECTURAL COLLECTIONS

VI/21C

Late Victorian

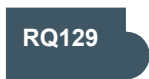


RQ500

Pediment
1-3/4 x 2
PFJ



Flat Stock
3/4 x 4
POP




RQ129

Stop Bead
3/8 x 3/4
POP

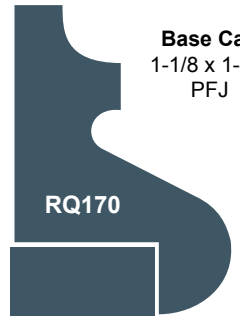


RQ112

Base Cap
3/4 x 1-1/2
POP




Flat Stock
3/4 x 8.5
POP



RQ170

Base Cap
1-1/8 x 1-5/8
PFJ

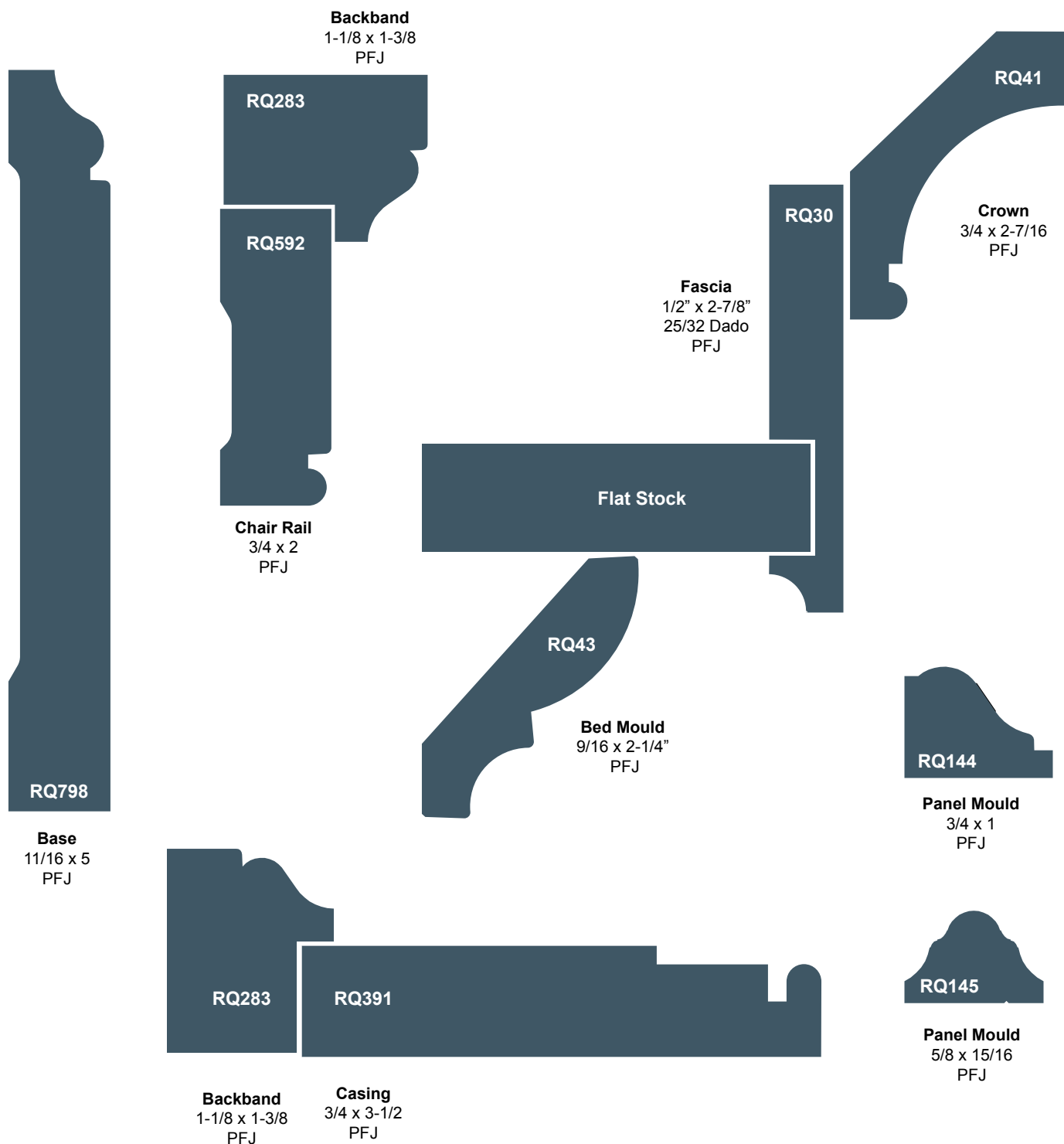


Flat Stock
3/4 x 8.75
POP

ARCHITECTURAL COLLECTIONS

Neoclassical

V1/21C



937-224-1141

BOARDS

V1/21C

Rough and Surfaced Hardwood

Rough White Oak, Quarter Sawn White Oak, Red Oak, Hickory, Birch, Cherry, Maple, Mahogany and Walnut are in stock. Call us to order surfaced boards, glue ups, custom wood sizes and thicknesses or to inquire about other species.

S4S Poplar Boards

Width	Length
3/4" x 4	8', 10', 12', 14', 16'
3/4" x 6	8', 10', 12', 14', 16'
3/4" x 8	8', 10', 12', 14', 16'
3/4" x 10	8', 10', 12', 14', 16'
3/4" x 12	8', 10', 12', 14', 16'

S4S Red Oak Boards

Width	Length
3/4" x 4	8', 12'
3/4" x 6	8', 12'
3/4" x 8	8', 12'
3/4" x 10	14'

Eased and Square Edge MDF Boards

Eased 2 Edge MDF Boards

Width	Length
1" x 4"	16'
1" x 6"	16'

Square Edge MDF Boards

Width	Length
1" x 4"	16'
1" x 6"	16'
1" x 8"	16'
1" x 12"	16'

Historically Accurate Moulding Size

Ceiling	Base	Casing	Crown	Cornice	Crown & Picture
8' - 9'	3 1/4" - 5 1/2"	2 1/4" - 4"	2 1/2"	6"	8"
10' - 11'	5 1/2" - 8"	4" - 6"	3" - 4"	7 1/2" - 8"	9" - 10"
12' +	8" - 10"	7-8"	-	9"	11" - 12"

BASE BOARD: 7% of the wall height

CASING: 75% of the Base Board

Timeless

CABINETRY BY REQUARTH CO.



Requarth Cabinetry

- Designed for your space
- Utilizing green construction practices
- Producing exceptional quality

Requarth Co. | 937-224-1141

On Monument Ave. across from Fifth Third Field
Monday - Friday: 7 am - 5 pm, Saturday: 7 am - 2 pm
timelesscabinetry.us

Requarth Co. - Every Job Done Right.

Requarth Co. tours available upon request.

937-224-1141

GLOSSARY

V1/21C

Ceiling Mouldings

Ceiling mouldings cover gaps between walls and ceilings.

Cornice

Moulding assembly that includes the Crown used where walls and ceilings meet.

Crown Mould

Used where walls and ceilings meet.

Dentil Mould

A decorative product often used in conjunction with crown mould.

Cove Mould

Has a concave profile and is used at corners, particularly as ceiling cornice. Small coves may be used as an inside corner guard on walls.

Bed Mould

Used where walls and ceilings meet. Bed mould can be installed laying flat as a decorative feature.

Beaded Ceiling

Commonly used for exterior spaces such as porch ceilings. It can also be used on walls as wainscoting.

Window and Door Mouldings

Window and Door Mouldings trim gaps between and around doors, windows and surrounding walls.

Brick Mould

Used as exterior door and window casing. A thick moulding, it provides a surface for brick or other siding to butt against.

Stool

An interior trim member serving as a sash or window-frame cap. Stools may be non-rabbetted, beveled-rabbetted or rabbetted to receive the window-frame sill.

Casing

Used to trim around door and window openings.

Stop

As a door trim, stop is nailed to the face of the doorframe to prevent the door from swinging through. As window trim, stop holds the bottom sash of a double-hung window in place. Stop is also used as an apron under window stools.

Glass Bead

Also called glass stop, cove and bead or putty, used to hold glass in place.

Jamb Stock

Used for vertical side members (legs) and the top of a door or window frame (head piece).

Extension Jamb

Used to extend Andersen window frames in width to meet the wall surface.

Thresholds

Placed on top of the sill to provide a place for the door to close and seal tight.

Drip Cap

Applied over exterior window and door frames to keep water from seeping under siding. It is also used to direct water away from window glass.

Base Mouldings

Base mouldings are applied where floor and walls meet.

Base Mould

Applied where floor and walls meet, forming a visual foundation. It protects walls from kicks, bumps, furniture, etc.

Shoe Mould

Applied where base mould meets the floor. It protects the base from damage and can conceal uneven lines or cracks where base meets floor. Quarter round can also be used as a shoe mould.

Base Cap

Typically used to cap flat stock and create a simple, wide base mould.

Wall Mouldings

Wall mouldings are used to add visual interest to flat surfaces and protect corners.

Outside Corner

Used to protect corners or to cover ragged edge where wall covering and painted surfaces meet at outside corner. For inside corner, see quarter round under Miscellaneous Mouldings or cove mould under Ceiling Mouldings.

Cap Mould

Typically used at the top of wainscoting or paneling. Beaded ceiling is a popular wainscoting.

Chair Rail

Applied about one third up from the floor, paralleling base moulding and encircling the room.

Panel Mould

Originally used to trim out raised panel wall construction, now often used to frame wall coverings for a painted effect.

Picture Mould

Applied around a room's circumference near the ceiling line and used to support hooks for picture hanging.

Miscellaneous Mouldings

Scotia

A concave moulding with an irregular curve, typically used under the nosing of stair treads, on skirt boards or for cornice trim.

Screen Mould

Similar to screen stock, but has two rounded edges. It takes its name from its application as a moulding to cover seams where screening is fastened to the frame. It is also used to cover edges and seams in a variety of other applications.

Screen Stock

A versatile moulding that derives its name from being used to cover seams where screening is fastened to the frame. It is also used to cover edges and seams in a variety of other applications, commonly particle board or flakeboard shelf edges.

Shingle Mould

Originally used on the rake of a building or around exterior window frames. May be used in ways similar to panel mould.

Half Round

Used as a screen mould, bead shelf edge or panel mould.

Quarter Round

Used as a base shoe, inside corner mould or to cover any 90-degree recessed juncture.

Cant (Chamfer)

Used in highway and dam construction forms to make a chamfered edge at concrete corners. It is also used where kitchen cabinet tops meet the wall and as a linoleum cove.

Bar Rail

Installed at the edge of a counter to produce a resting place for elbows.

CHOOSING THE PERFECT DOOR?

BEAUTIFUL HOMES HAPPEN BY DESIGN.

Homes have personality whether you are building new or remodeling an existing home. Personality is developed with architecture, finishes, and the items you bring into the home.

When starting a big renovation or new build, begin by making an idea board. It's as simple as cutting and taping images in a notebook, poster, or on a wall. You can even do this online at Houzz.com. This tool will help you get the feel of what you want in your home before a penny has been spent. It will also help you communicate with your contractor and keep your project running smoothly.

- Making an interior door selection should be done while choosing your mouldings to unify the personality of your home.

Interior doors with raised panels, arches, or ogees should be paired up with Colonial, Georgian, or a Victorian style mouldings.

- Doors with minimal ornamentation and/or flat panels should be paired with mouldings having similar characteristics such as Mission, Craftsman, and Prairie style mouldings.

- Flat panel doors are also paired with Modern style mouldings with sharp angles and no curves.

For more help, see one of our knowledgeable sales associates in the store.




Masonite
Le Chateau, 1 Panel



Masonite
Le Chateau, 2 Panel
Traditional



Masonite
Le Chateau, 3 Panel
Equal



Masonite
Le Chateau, 3 Panel
Mission




Masonite
Le Chateau, 5 Panel
Equal



Masonite
Le Chateau, 8 Panel



Masonite
Le Chateau, 5 Panel
Equal



Masonite
Moulded Panel Series, 4 Panel
Square Smooth

DIMENSION SOFTWOOD LUMBER

#2 & Better Western Spruce-Pine-Fir (SPF)
 #2 & Better Premium SPF pre-cut studs
 #1 Southern Yellow Pine (SYP)
 #3 & Better Western Red Cedar
 B Heart Redwood
 Fire retardant treated wood
 Preservative treated wood

ENGINEERED LUMBER

Roof & floor trusses
 Wood I-joists
 Laminated veneer lumber (LVL)
 Laminated strand lumber (LSL)
 Glulam beams

BOARDS & SPECIALTY LUMBER

Softwood

- C & Better Radiata Pine
- #2 Ponderosa Pine
- #2 Southern Yellow Pine (SYP)
- #3 & Better Inland Red Cedar
- B Heart Redwood

Hardwood

- Red Oak & Poplar (stock)
- Other hardwood species (custom)

Treated Southern Yellow Pine

- Fire retardant
- Preservative treated

Manufactured trim

- Boral TruExterior poly-fly ash trim
- Versatec PVC trim
- LP SmartSide composite trim
- TimberTech composite decking

FIRE RETARDANT TREATED WOOD

#1 SYP dimension
 #2 SYP boards
 AC exterior, CDX, & Sturd-I-Floor
 T&G plywood

PRESERVATIVE TREATED WOOD

#1 Prime SYP 2x4 & 2x6
 #1 SYP 2x8, 2x10 & 2x12
 #2 SYP 2x4 & 2x6 (16' only)
 Premium SYP 5/4 deck boards
 Beveled 2x2 balusters
 Dog-eared treated fence boards
 CDX treated plywood

PLYWOOD & PANELS



SHEATHING & TAPE

NOW STOCKING ZIP Panels

- 7/16" 4x8 and 4x9
- 1/2" 4x8
- 4" & 6" Flashing Tape
- Zip gun and accessories

Sanded plywood

- AC exterior Radiata Pine
- AC exterior Fir
- AB Marine Fir
- BC Yellow Pine

Sheathing

- Oriented strand board (OSB)
- SYP CDX & Fir CDX
- Impregnated sheathing
- Zip Panel

Subflooring

- Sturd-I-Floor T&G SYP & Fir
- OSB T&G
- AdvanTech engineered subfloor

Plyform, BBOES
 Medium density overlay (MDO)

- G1S & G2S Industrial Grade

Hardwood plywood—veneer core

- Meranti Iauan, Mahogany, Birch, Poplar, Red Oak, Baltic Birch

Hardboard, tempered & standard
 Pegboard
 Homosote
 Medium density fiberboard (MDF)
 Particle board
 Sound board
 Upson board
 Cork bulletin boards

ROOFING

Cedar shakes & shingles
 15# & 30# felt
 Ice & Water shield
 Synfelt roof underlayment
 TextroFlash
 Eave edging & flashing
 Soffit vents

FLOORING

Somerset hardwood flooring
 1x4 & 1x6 C & Better SYP
 #1 Common White Oak
 #1 Common Red Oak


DECKING

TimberTech composite deck & railing systems
 Azek PVC decking
 Preservative treated wood
 Cedar & Redwood
 Ipe hardwood
 Westbury aluminum railing

DECK SUPPLIES

Composite wood deck screws
 Hidden fasteners
 Decorative post caps
 Lattice panels
 Messmer's deck cleaning products
 TimberTech DeckLites
 Deck Wrap 2", 6", 12"

EXTERIOR TRIM



- 1x4, 1x6, 1x8, 1x10, 1x12 - 16' SmartSide Trim
- 5/4x4, 5/4x6, 5/4x8, 5/4x12 - 16' SmartSide Trim
- 48x96 LP Text SmartSoffit

Boral TruExterior poly-fly ash trim
 Primed Cedar
 Redwood & Cedar
 LP SmartSide primed trim
 Versatec PVC trimboard & drip cap
 LP SmartSide Soffit primed

SIDING

Cedar bevel (lap)
 Cedar T&G V-edge
 Cedar channel groove
 Cedar clear bevel vertical grain

C & Better Southern Yellow Pine
 Pattern #104, #106, & #116 (SYP) siding
 Boral TruExterior T&G Patterns
 Boral Versetta Stone
 James Hardie cement fiber siding
 LP SmartSide
 Smooth hardboard X-90
 Mineral fiber (smooth & wavy)
 Radiata Pine T-111 in 4" & 8" OC
 Radiata Pine reverse board & batten, 12" OC
 Radiata Pine plybead, 2" OC
 Rough sawn Radiata Pine, plain
 Rough sawn Fir, primed

KITCHEN & BATH CABINETRY

Kitchen & Bath design services
 Cabinetry by:

- Timeless Cabinetry by Requarth Co.
- Greenfield Cabinetry
- Echelon Cabinetry
- UltraCraft Cabinetry
- Mid-Continent Cabinetry

Countertops
 Cambria Quartz
 Cabinet hardware
 Vanities

INSULATION

Fiberglass roll insulation
 Rockwool batt insulation
 Tyvek house wrap
 RexWrap house wrap
 FlexWrap
 StuccoWrap
 StraightFlash
 Styrofoam panels
 DuraMate
 Sillseal

CUSTOM MILLWORK

Unique products for residential, commercial, & industrial applications

MOULDINGS

White Pine, Poplar mouldings
 Primed finger jointed mouldings
 MDF moulding
 Jambs & jamb stock
 Wood & fiberglass columns
 Modern moulding collection
 Architectural moulding collections

STAIRS & TREADS

LJ Smith stair parts & railing systems

WINDOW & PATIO DOORS

Andersen windows & doors
 Eagle windows & doors
 Silverline windows
 Jeld-Wen windows
 Masonite patio doors

DOORS

Simpson wood doors
 Masonite steel & fiberglass doors
 Masonite interior doors
 Therma Tru steel & fiberglass doors
 Plastpro door
 Flush wood doors
 Birch hollow core pre-hung

Birch & Oak solid core
 Birch hollow core bi-fold
 Six panel hardboard doors
 Pre-hung in smooth & textured
 Door louvers & lites

DRYWALL & ACCESSORIES

Drywall/gypsum board
 Drywall sponge sander
 Corner bead, j-mold, mud, mud pan,
 Taping & putty knives
 Fiber Rock
 Joint Cement

NAILS & FASTENERS

Nails, wood screws, nuts, bolts & washers
 Collated fasteners for nail guns
 Bostich, Paslode & Generic
 Tapcon, GRK & FastenMaster screws

JOIST HANGERS & CONNECTORS

Simpson Strong-Tie standard connectors
 Z-Max galvanized products
 OZCO decorative structural wood connectors

LOCKSETS

Schlage Residential locks & hardware
 Schlage Commercial locks & hardware
 Dexter locks & hardware
 Delaney hardware

ADHESIVES

Titebond construction adhesive
 Titebond waterproof wood glue
 Construction cement
 Plastic resin glue
 MDF glue & activation
 Franklin Multibond mastic
 AdvanTech Subfloor Adhesive

CAULKS, SEALANTS & FILLERS

Silicone & acrylic latex caulks
 Blacktop & concrete repair
 Water putty
 Wood filler
 Titebond WeatherMaster
 Titebond foam sealant
 OSI

FLASHING TAPE

Zip Tape 4", 6"
 Tyvek tape 2", 4"
 FlexWrap 9"
 FortiFlash 4", 6"
 Deck Wrap 2", 6", 12"

HARDWARE, TOOLS & BITS

Attic ladders
 Adjustable basement jackposts
 Door & closet hardware
 Saw blades
 Hardie siding cutting shears & blades
 Router & drill bits
 TigerClaw guns

PLUS MUCH MORE.

Order Desk

937-224-1141

Fax.....937-224-5876

Toll Free.....800-221-1141

Direct Line:

Outside Sales

Mike Adamsmtadams@requarth.com 937-535-6420

Dennis Howarddhoward@requarth.com 937-535-6431

Jeff Aguirrejaguirre@requarth.com 937-535-6412

Inside Sales

Ben Kelleybkelley@requarth.com 937-535-6418

Brian Barkalowbbarkalow@requarth.com 937-535-6417

Phil Seeligpseelig@requarth.com 937-535-6408

John Kanetjkanet@requarth.com 937-535-6421

Liam Beachlbeach@requarth.com 937-535-6405

Christina UpshawCupshaw@requarth.com 937.287.6534

Installed Windows & Door Sales

Shawn Millersmiller@requarth.com 937-535-6402

Matt Martinsekmmartinsek@requarth.com 937-535-6406

Cabinet Sales Front Desk 937-535-6414

Jen Grubejgrube@requarth.com 937-535-6414

Carolyn Noonancnoonan@requarth.com 937-535-6424

Steve Dennissdennis@requarth.com 937-535-6425

Becca Bartonrbarton@requarth.com 937-535-6407

Debbie Kracusdkracus@requarth.com 937-535-6426

Tracy Chodkowskitchodkowski@requarth.com 937-535-6414

Jill Rubeyjrubey@requarth.com 937-535-6404

Yard Operations / Shipping & Receiving

Ricky Smithrsmith@requarth.com 937-535-6415

requarth.com

REQUARTH Co.
Est. 1860
LUMBER, MILLWORK & KITCHENS

Requarth Co.
447 East Monument Avenue
P.O. BOX 38
Dayton, Ohio 45401-0038

937-224-1141

requarth.com

EVERY JOB DONE RIGHT.

